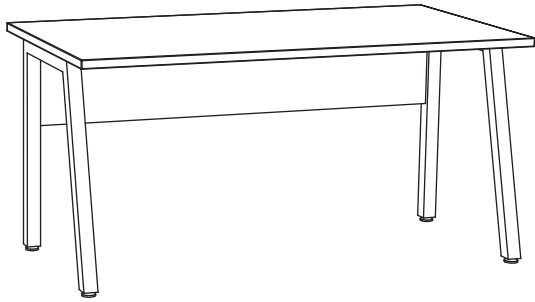
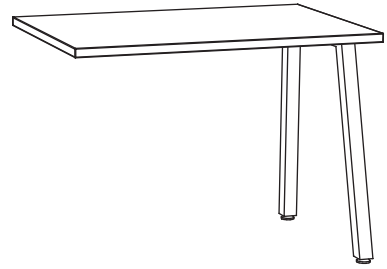


# Conto




**BU15** 150 x 73 x 80 cm  
**BU18** 180 x 73 x 80 cm  
**BU20** 200 x 73 x 80 cm




**AT** 100 x 73 x 66 cm



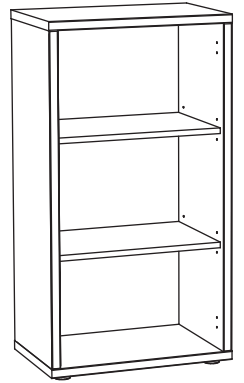
**BS** 51 x 59 x 48 cm




**BL** 51 x 59 x 48 cm



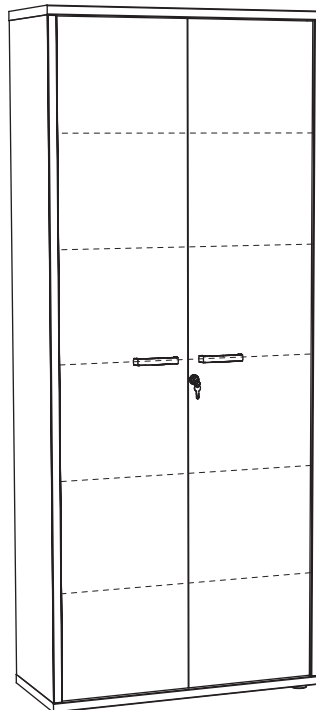
**A** 90 x 112 x 40 cm



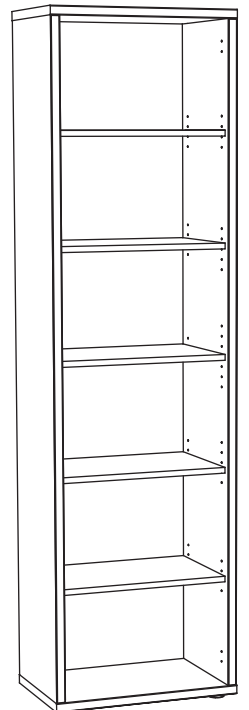
**B** 60 x 112 x 40 cm



**C** 90 x 216 x 40 cm



**D** 90 x 216 x 40 cm



**E** 60 x 216 x 40 cm